

Report on Independent monitoring in Angola

Polio campaign (staggered)
13-15 & 20-22 November 2009

Data as per 9 December 09

Polio Campaign in Angola mOPV1

Angola SNID* November 09

*Staggered approach

13-15 November

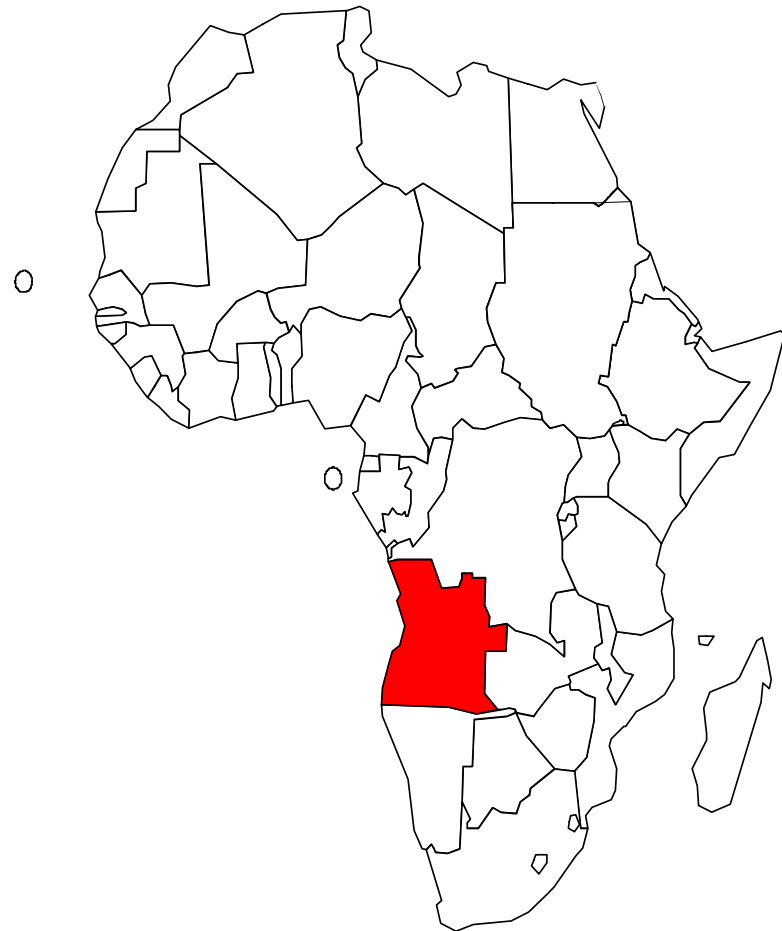
- 4/18 Regions: Bengo, Benguela, Kwanza Norte, Kwanza Sul
- 39/164 districts,
 - Target 1,041,530 Children <5years

20-22 November

- 1/18 Region: Luanda
- 9/164 districts
 - Target: 1,322,320 Children <5years

Data report

Completeness: **Yes** Timeliness: **Yes**



Independent monitoring process

Country focus

Duration of the end-process Independent Monitoring: 2 days

Districts	Number of Independent Monitors involved	Source of independent Monitors	Sélection of the Independent Monitors	Number and (%) of sub- districts monitored	Type of end-process		Total # < 5Y monitored
					House to House	Street survey	
Dande	2	100% Ministry of Health staff	100% Ministry of Health staff	2 (40%)	√	√	501
Benguela	14	100% WHO/Other partners	100% WHO/Other partners	14 (47%)	√	√	1674
Lobito	20	100% WHO/Other partners	100% WHO/Other partners	13 (39%)	√	√	921
Cazengo	6	100% WHO/Other partners	100% WHO/Other partners	1 (100%)	√	√	1738
Porto Amboin	4	100% WHO/Other partners	100% WHO/Other partners	1 (25%)	√	√	1312
Sumbe	7	100% WHO/Other partners	100% WHO/Other partners	1 (25%)	√	√	1501
Luanda	58	100% Other partners	100% WHO/Other partners	26 (21%)	√	√	9943
Country	111	2% Ministry of Health +46% WHO/ Others+ 52% Other Partners only	2% Ministry of Health + 98% Other Partners	58 (29%)	√	√	17590

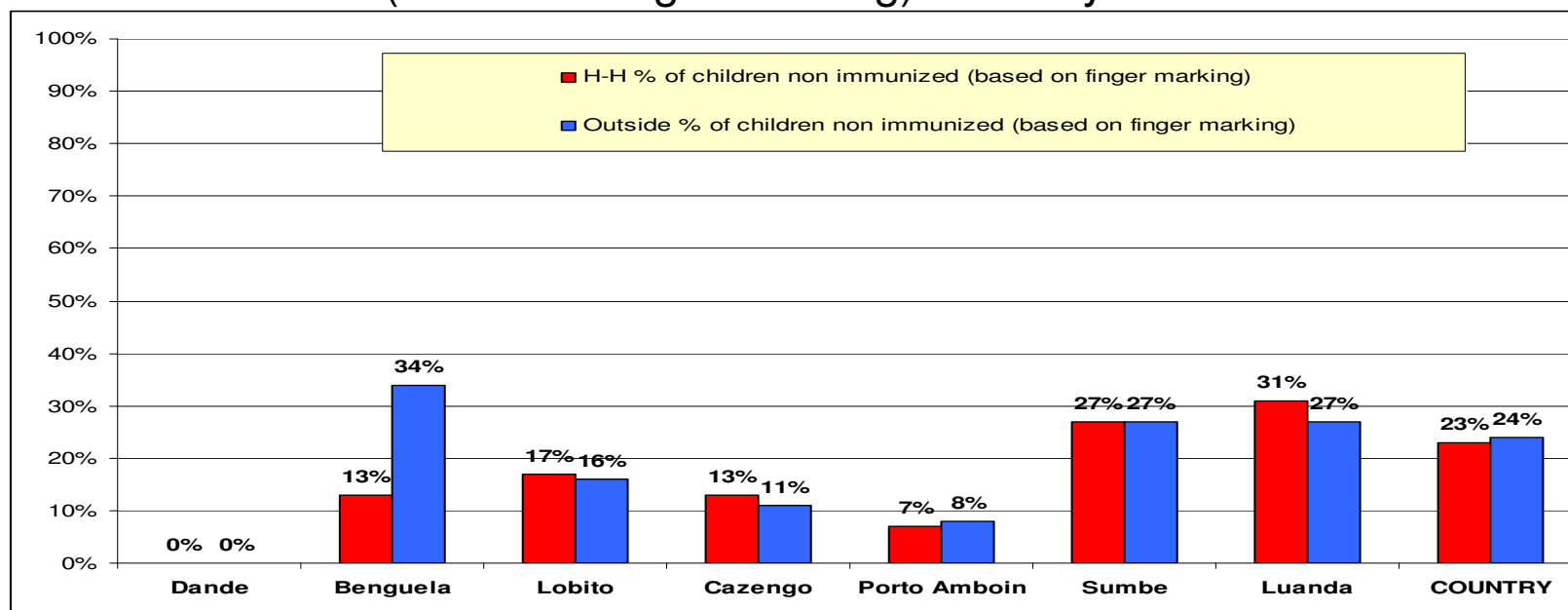
Independent monitoring process

Luanda Capital focus

Duration of the end-process Independent Monitoring: 2 days

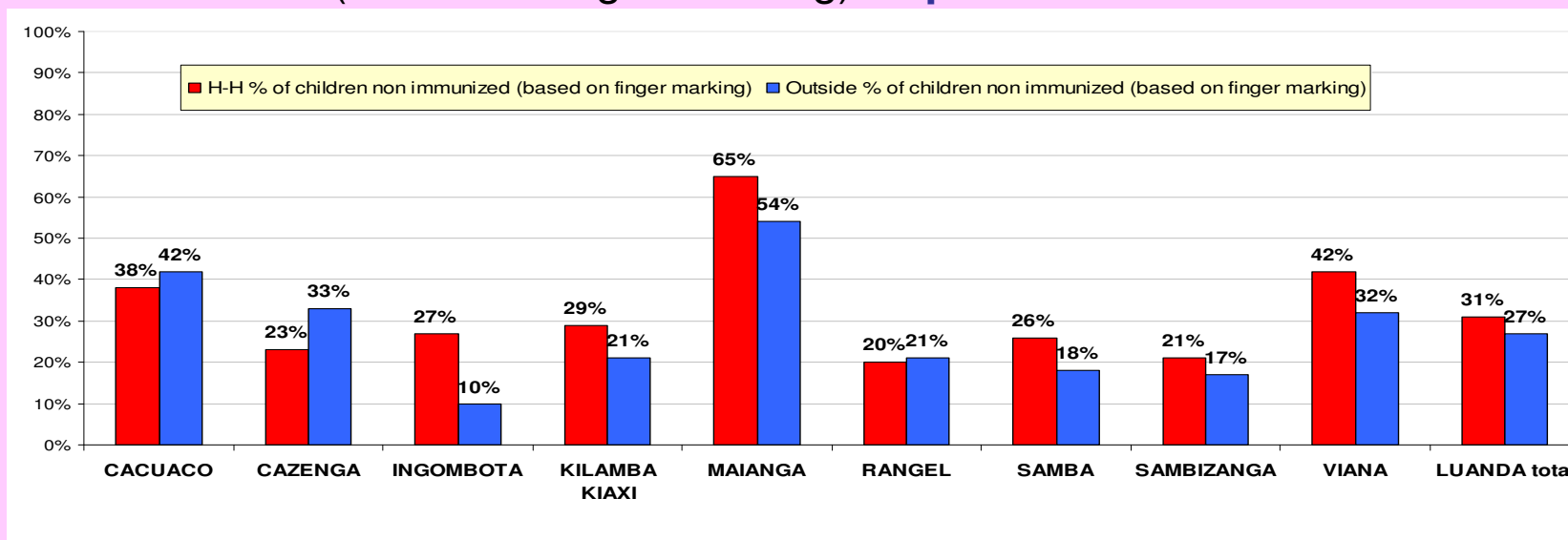
Districts	Number of Independent Monitors involved	Source of independent Monitors	Sélection of the Independent Monitors	Number and (%) of sub-districts monitored	Type of end-process		Total # < 5Y monitored
					House to House	Street survey	
CACUACO	6	100% Other partners	100% WHO/Other partners	2 (18%)	√	√	894
CAZENGA	12	100% Other partners	100% WHO/Other partners	6 (21%)	√	√	1,905
INGOMBOTA	6	100% Other partners	100% WHO/Other partners	2 (25%)	√	√	597
KILAMBA KIAXI	8	100% Other partners	100% WHO/Other partners	2 (12%)	√	√	1,937
MAIANGA	8	100% Other partners	100% WHO/Other partners	2 (17%)	√	√	295
RANGEL	4	100% Other partners	100% WHO/Other partners	2 (25%)	√	√	423
SAMBA	4	100% Other partners	100% WHO/Other partners	2 (25%)	√	√	698
SAMBIZANGA	4	100% Other partners	100% WHO/Other partners	4 (33%)	√	√	1,019
VIANA	6	100% Other partners	100% WHO/Other partners	4 (23%)	√	√	2,175
LUANDA Total	58	100% Other partners	100% WHO/Other partners	58 (29%)	√	√	9,943

Independent monitoring results: % and number of children not immunized (based on finger marking) Country Focus



REGIONS	DISTRICTS	Target < 5 Y	End Process House to House			End Process Outside House		
			# < 5Y monitored	<5 Y immunized with Finger mark	# <5Y Missed children	# < 5Y monitored	<5 Y immunized with Finger mark	# <5Y Missed children
Bengo	Dande	12,585	302	302	0	199	199	0
Benguela	Benguela	151,828	1,352	1,175	177	322	211	111
Benguela	Lobito	240,453	638	528	110	283	238	45
Kwanza Norte	Cazengo	29,824	1,291	1,126	165	447	400	47
Kwanza Sul	Porto Amboin	14,080	1,011	938	73	301	277	24
Kwanza Sul	Sumbe	25,801	1,169	849	320	332	242	90
Luanda	9	1,322,320	7,434	5,142	2,292	2509	1546	963
Country	15	1,796,891	13,197	10,060	3,137	4393	3113	1280

Independent monitoring results: % and number of children not immunized (based on finger marking) **Capital Luanda Focus**



REGIONS	DISTRICTS	Target < 5 Y	End Process House to House			End Process Outside House		
			# < 5Y monitored	<5 Y immunized with Finger mark	# <5Y Missed children	# < 5Y monitored	<5 Y immunized with Finger mark	# <5Y Missed children
Luanda	CACUACO	894	704	438	266	190	119	71
Luanda	CAZENGA	1,905	1423	1,102	321	482	360	122
Luanda	INGOMBOTA	597	394	289	105	203	140	63
Luanda	KILAMBA KIAXI	1,937	1619	1,153	466	318	107	211
Luanda	MAIANGA	295	222	77	145	73	17	56
Luanda	RANGEL	423	300	241	59	123	89	34
Luanda	SAMBA	698	475	353	122	223	154	69
Luanda	SAMBIZANGA	1,019	727	571	156	292	220	72
Luanda	VIANA	2,175	1570	918	652	605	340	265
Total	9	9,943	7434	5,142	2,292	2,509	1,546	963

Please note low figures for Maianga district

AFRO Data as of 30 November 2009, in HQ 30 Nov 09

Additional quality indicators

Country focus

DISTRICTS	Reasons of missed children (number)				Parents aware of SIAs in advance of team visit (%)	Detection of poorly Covered areas in sub districts monitored*
	House not visited	Child absent	Refusal	Other reasons		
Dande	72	19	1	13	49%	No
Benguela	216	98	3	127	62%	Yes
Lobito	52	6	1	86	69%	Yes
Cazengo	0	7	0	52	72%	Yes
Porto Amboin	44	35	0	23	95%	Yes
Sumbe	60	67	3	22	61%	Yes
Luanda	931	595	41	695	73%	Yes
Country	1375	827	49	1018	69%	Yes

* A poorly covered area is defined as: at least 3 out of 10 households monitored with one child not immunized during the round - Mention **Yes** or **No**

Additional quality indicators

Capital Luanda Focus

Districts	Reasons of missed children (number)				Parents aware of SIAs in advance of team visit (%)	Detection of poorly Covered areas in sub districts monitored*
	House not visited	Child absent	Refusal	Other reasons		
CACUACO	116	82	22	62	58%	Yes
CAZENGA	120	67	9	128	67%	Yes
INGOMBOTA	72	19	1	13	90%	Yes
KILAMBA KIAXI	216	98	3	127	79%	Yes
MAIANGA	52	6	1	86	46%	Yes
RANGEL	0	7	0	52	79%	Yes
SAMBA	44	35	0	23	82%	Yes
SAMBIZANGA	60	67	3	22	83%	Yes
VIANA	251	214	2	183	68%	Yes
LUANDA Total	931	595	41	696	73%	Yes

* A poorly covered area is defined as: at least 3 out of 10 households monitored with one child not immunized during the round - Mention **Yes** or **No**