

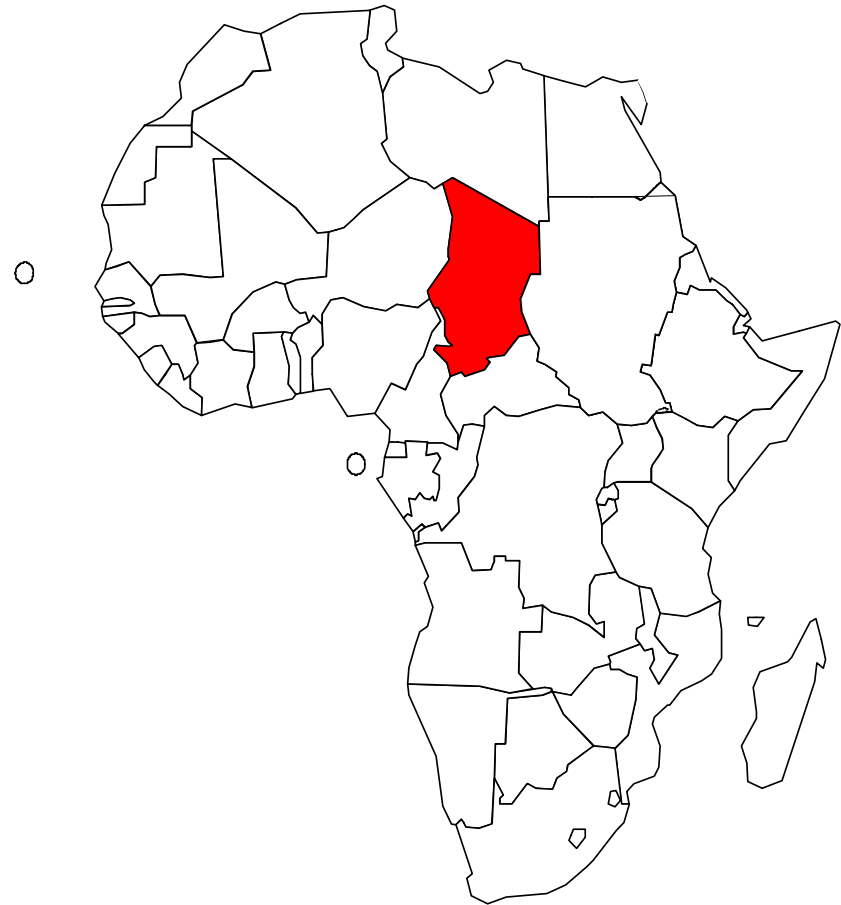
Report on Independent monitoring

Chad

Polio campaign tOPV

31 October- 2 November 2009

- *Data as per 30 November 09*



Polio Campaign in Chad, tOPV vaccine

Country profile

- Total Target: 2, 210,157 <5 Y
- Wild polio virus in 2009 : 55 (all type 3)*
up to 8 December 09

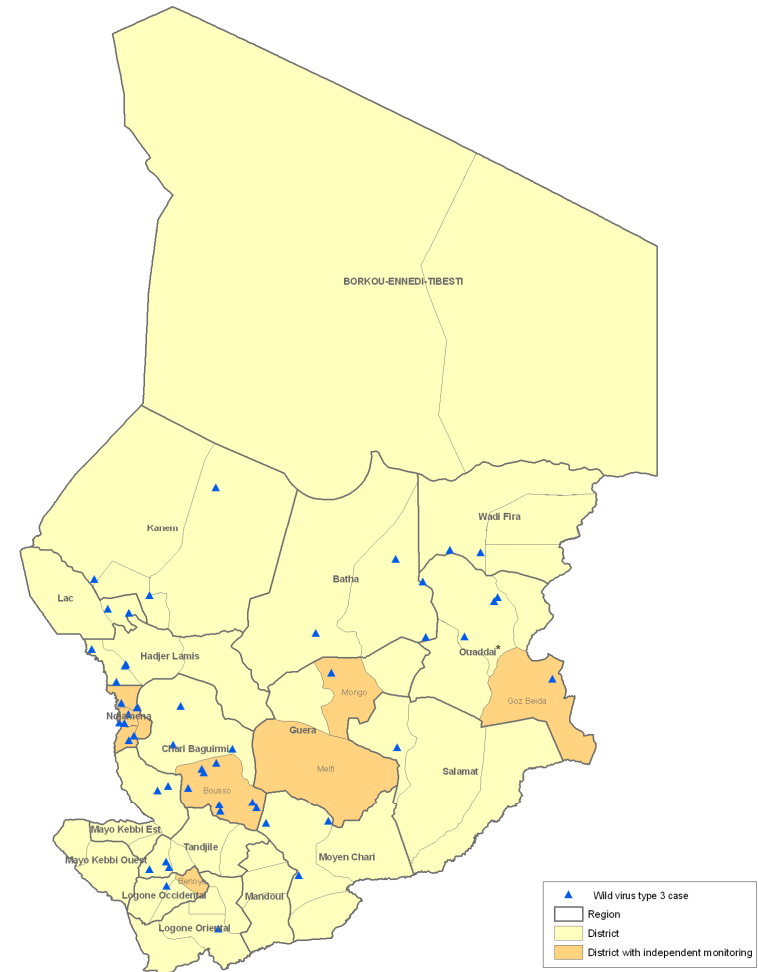
NID 31 October- 2 November 09

Campaign targets:

- 21/21 Regions
- 2,202, 169 Children <5years
- 60/61 districts
(Only 1 district not covered Bahai, in Ennedi Region (target <5Y : 7,988)

Independent Monitoring targets

- 5/21 regions (24%)
- 9/61 districts (15%)
- 57/866 sub-districts (7%)



Wild virus cases from 09 June to 08 December 2009 (Rolling six months)

* Ouaddai was split into Ouaddai and Dar silla in 2008. This map might not reflect current administrative sub-divisions.

The boundaries and names shown and the designations used on this map do not imply the expression of any opinion whatsoever on the part of the World Health Organization concerning the legal status of any country territory, city or area or of its authorities, or concerning the delimitation of its frontiers or boundaries. © WHO 2009. All rights reserved



Data report

Completeness: **No**

Timeliness: **No**

AFRO Data as of 30 November 2009, in HQ 30 November 09

Independent monitoring process

Country focus

Duration of the end-process Independent Monitoring: 3 days

Regions	Districts	Number of independent monitors involved	Source of independent monitors	Selection of the Independent Monitors	Number & % of sub-districts monitored	Type of end-process monitoring		# < 5Y monitored
						House to House	Outside house	
Chari Baguirmi	Bouso	1	100% UN system	WHO	4 (25%)	√	X	228
Dar Sila	Goz Beida	1	100% UN system	WHO	11 (69%)	√	X	N/A
Guerra	Melfi	1	100% UN system	WHO	1 (10%)	√	X	34
Guerra	Mongo	1	100% UN system	WHO	1 (8%)	√	X	16
Logone Oriental	Benoye	1	100% UN system	WHO	8 (61%)	√	X	496
N'Djamena	N'Djamena Centre	11	100% Education	WHO	1 (100%)	√	X	2716
N'Djamena	N'Djamena Est	12	100% Education	WHO	1 (100%)	√	X	2390
N'Djamena	N'Djamena Nord	13	100% Education	WHO	1 (100%)	√	X	3217
N'Djamena	N'Djamena Sud	14	100% Education	WHO	1 (100%)	√	X	1182
Country	9	55	9% UN system, 81% Education	100% WHO	57 (57%)	9	0	10,279

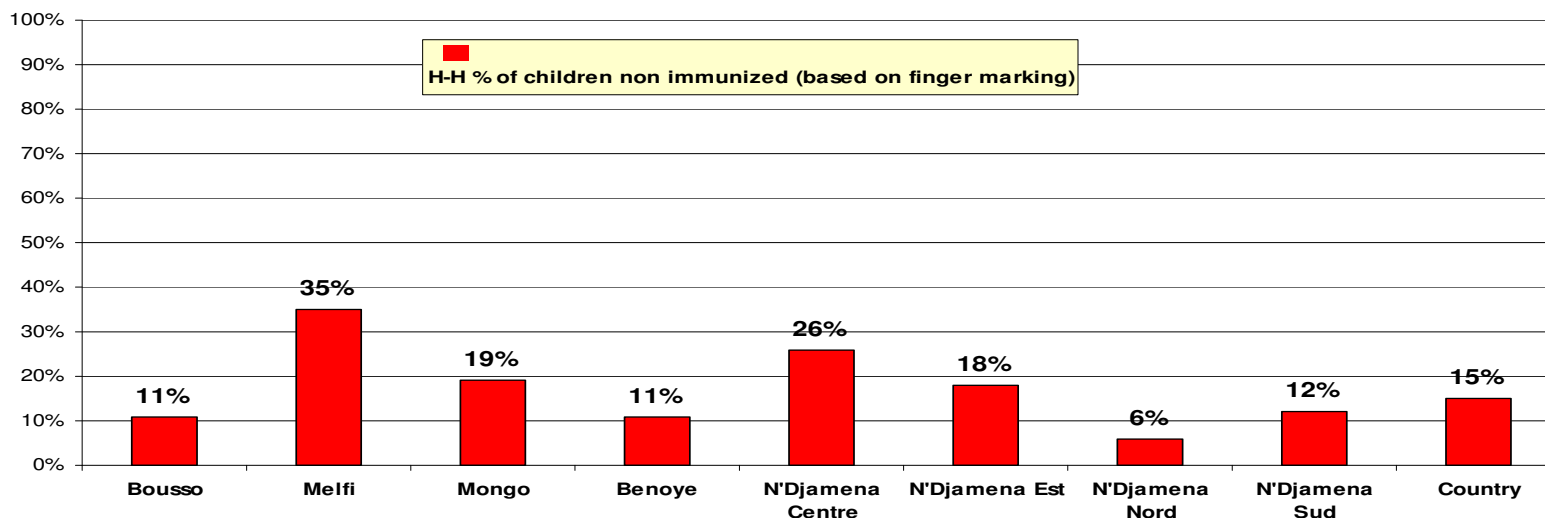
Independent monitoring process

Capital N'Djamena focus

Duration of the end-process Independent Monitoring: 3 days

Districts	Number of Independent Monitors involved	Source of independent Monitors	Sélection of the Independent Monitors	Number and (%) of sub-districts	Type of end-process monitoring		Total # < 5Y monitored
					House to House	Street survey	
N'Djamena Centre	11	100% Education	100% WHO	4 (100%)	√	X	2716
N'Djamena Est	4	100% Education	100% WHO	11 (100%)	√	X	2390
N'Djamena Nord	5	100% Education	100% WHO	5 (100%)	√	X	3217
N'Djamena Sud	12	100% Education	100% WHO	12 (100%)	√	X	1182
Capital N'Djamena	50	100% Education	100% WHO	50 (100%)	√	X	9505

Independent monitoring results: % and number of children not immunized (based on finger marking) Country focus



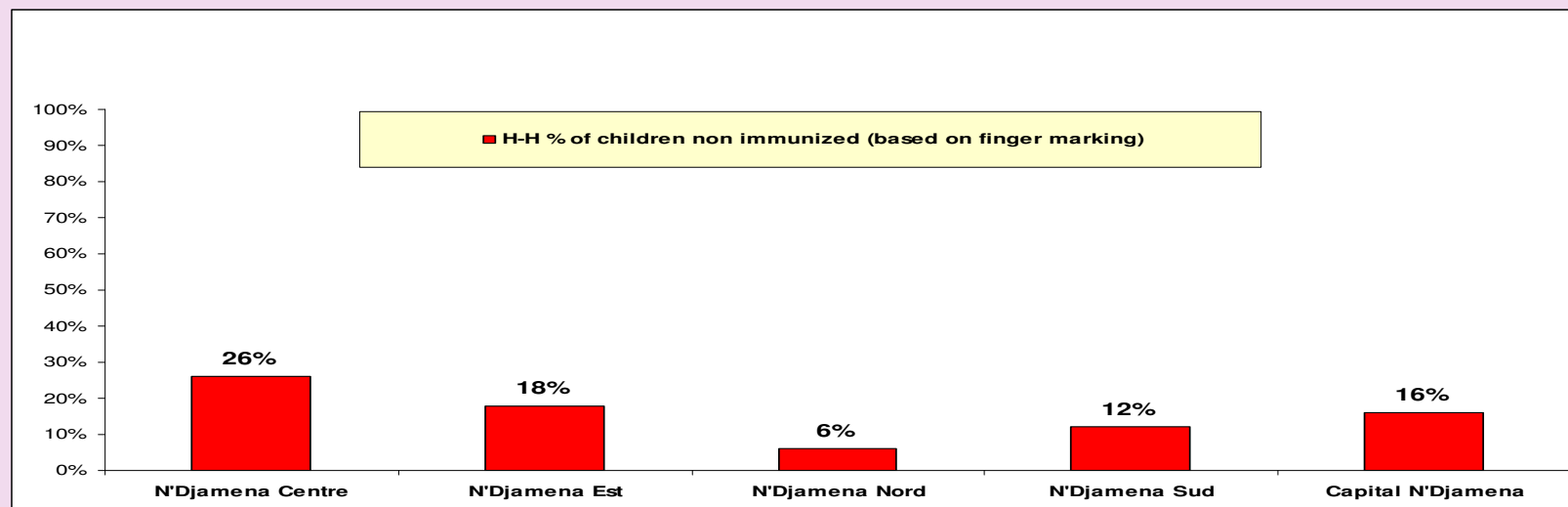
Regions	Districts	Target < 5 Y	End Process House to House			End Process Outside House		
			# < 5Y monitored	<5 Y immunized with Finger mark	# <5Y Missed children	# < 5Y monitored	<5 Y immunized with Finger mark	# <5Y Missed children
Chari Baguirmi	Bousso	46680	228	204	24	N/A	N/A	N/A
Dar Sila	Goz Beida	61854	No data	No data	No data	N/A	N/A	N/A
Guerra	Melfi	17320	34	22	12	N/A	N/A	N/A
Guerra	Mongo	34867	16	13	3	N/A	N/A	N/A
Logone Oriental	Benoye	55094	496	442	54	N/A	N/A	N/A
N'Djamena	N'Djamena Centre	72,431	2716	2,003	713	N/A	N/A	N/A
N'Djamena	N'Djamena Est	64,985	2390	1,956	434	N/A	N/A	N/A
N'Djamena	N'Djamena Nord	33,135	3217	3,029	188	N/A	N/A	N/A
N'Djamena	N'Djamena Sud	70,649	1182	1,037	145	N/A	N/A	N/A
TOTAL COUNTRY	9	457,015	10279	8,706	1,573	N/A	N/A	N/A

5

Please note the low figures in Melfi and Mongo districts

AFRO Data as of 30 November 2009, in HQ 30 November 09

Independent monitoring results: % and number of children not immunized (based on finger marking) **Capital N'Djamena focus**



REGIONS	DISTRICTS	Target < 5 Y	End Process House to House			End Process Outside House		
			# < 5Y monitored	<5 Y immunized with Finger mark	# <5Y Missed children	# < 5Y monitored	<5 Y immunized with Finger mark	# <5Y Missed children
N'Djamena	N'Djamena Centre	72,431	2716	2,003	713	N/A	N/A	N/A
N'Djamena	N'Djamena Est	64,985	2390	1,956	434	N/A	N/A	N/A
N'Djamena	N'Djamena Nord	33,135	3217	3,029	188	N/A	N/A	N/A
N'Djamena	N'Djamena Sud	70,649	1182	1,037	145	N/A	N/A	N/A
Capital N'Djamena		241,200	9505	8,025	1,480	N/A	N/A	N/A

Additional quality indicators

Country focus

DISTRICTS	Reasons of missed children (number)				Parents aware of SIAs in advance of team visit (%)	Detection of poorly Covered areas in sub districts
	Absence of child	No team (re)visit	Refusal	Other reasons		
Bouso	9	15	1	0	23%	N/A
Goz Beida	No data	No data	No data	No data	No data	No data
Melfi	0	10	2	0	38%	N/A
Mongo	0	3	0	0	70%	N/A
Benoye	20	19	1	0	68%	N/A
N'Djamena Centre	84	101	32	10	69%	N/A
N'Djamena Est	56	77	46	11	40%	N/A
N'Djamena Nord	57	46	13	2	82%	N/A
N'Djamena Sud	25	56	14	2	75%	N/A
COUNTRY	251	327	109	25	66%	N/A

* A poorly covered area is defined as: at least 3 out of 10 households monitored with one child not immunized during the round - Mention **Yes** or **No**

Additional quality indicators

Capital N'Djamena focus

DISTRICTS	Reasons of missed children (number)				Parents aware of SIAs in advance of team visit (%)	Detection of poorly Covered areas in sub districts
	Absence of child	No team (re)visit	Refusal	Other reasons		
N'Djamena Centre	84	101	32	10	69%	N/A
N'Djamena Est	56	77	46	11	40%	N/A
N'Djamena Nord	57	46	13	2	82%	N/A
N'Djamena Sud	25	56	14	2	75%	N/A
Capital N'Djamena	2	280	105	25	66%	N/A

* A poorly covered area is defined as: at least 3 out of 10 households monitored with one child not immunized during the round - Mention **Yes** or **No**