

Milestone 1: by end-2007, 50% reduction in infected districts in the endemic countries relative to 2006

Status: 75% decline in type 1 polio-infected districts*

Country	total # districts in country**	districts infected in 2007†	overall decrease in infected districts	decrease in type 1-infected districts*
Afghanistan	329	9	-47%	-76%
Pakistan	132	9	-59%	-50%
India	594	56	-51%	-68%
Nigeria	774	117	-50%	-79%
TOTAL	1829	191	-51%	-75%

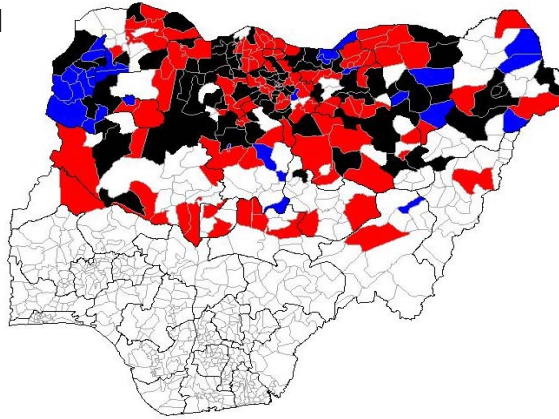
* Since 2006, the interruption of type 1 polio has been the first priority of the Global Polio Eradication Initiative due to its higher paralytic rate and propensity towards international spread compared to type 3 polio.

** source: WHO/UNICEF 2006 Joint Reporting Form (2005 for India)
 † Jan-Aug 07 - data in WHO/HQ as of 18 Sept 2007

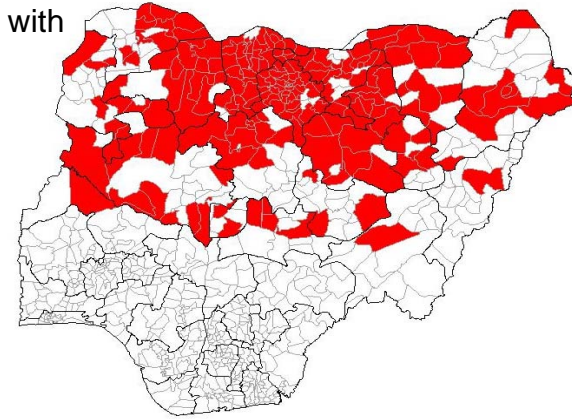
Nigeria: Wild Poliovirus infected districts

2006

233 districts
infected

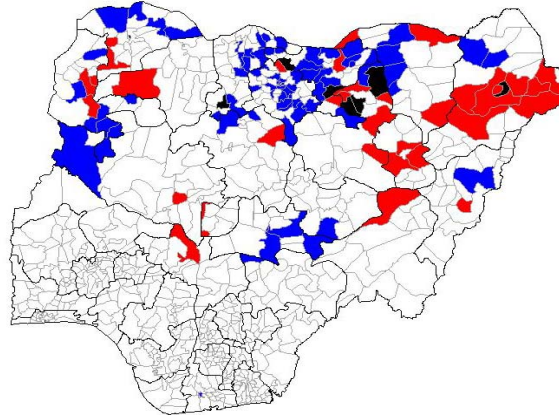


203 districts
infected with
WPV1

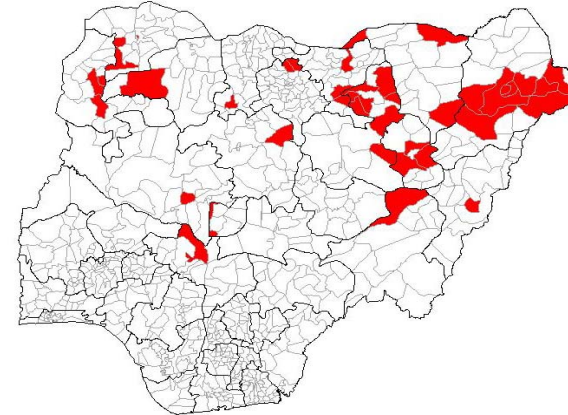


2007*

117 districts infected
or **50% reduction**



42 districts infected with
WPV1 or **79% reduction**



■ district infected with wild polio virus type 1

■ district infected with wild polio virus type 3

■ district infected with wild polio virus type 1 and type 3