

Milestone 1: by end-2007, 50% reduction in infected districts in the endemic countries relative to 2006

Status: 75% decline in type 1 polio-infected districts*

Country	total # districts in country**	districts infected in 2007†	overall decrease in infected districts	decrease in type 1-infected districts*
Afghanistan	329	9	-47%	-76%
Pakistan	132	9	-59%	-50%
India	594	56	-51%	-68%
Nigeria	774	117	-50%	-79%
TOTAL	1829	191	-51%	-75%

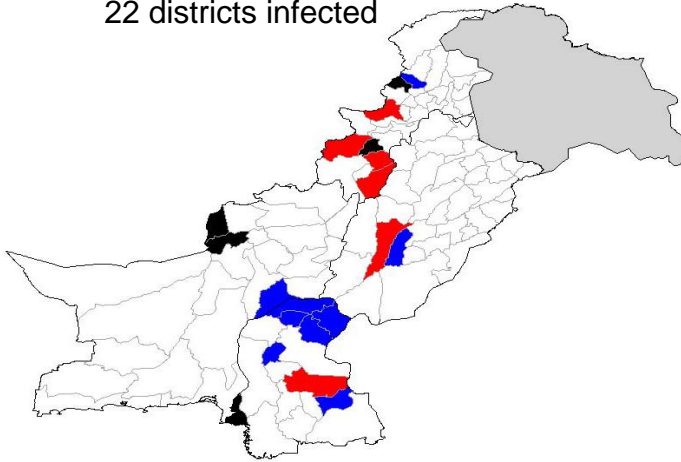
* Since 2006, the interruption of type 1 polio has been the first priority of the Global Polio Eradication Initiative due to its higher paralytic rate and propensity towards international spread compared to type 3 polio.

** source: WHO/UNICEF 2006 Joint Reporting Form (2005 for India)
 † Jan-Aug 07 - data in WHO/HQ as of 18 Sept 2007

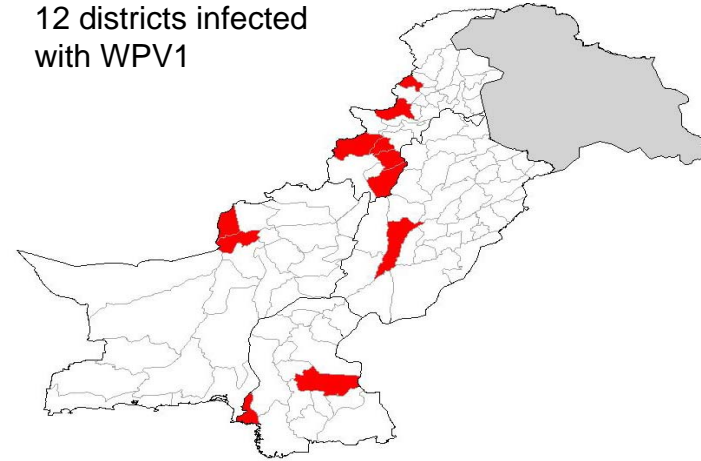
Pakistan: Wild Poliovirus infected districts

2006

22 districts infected

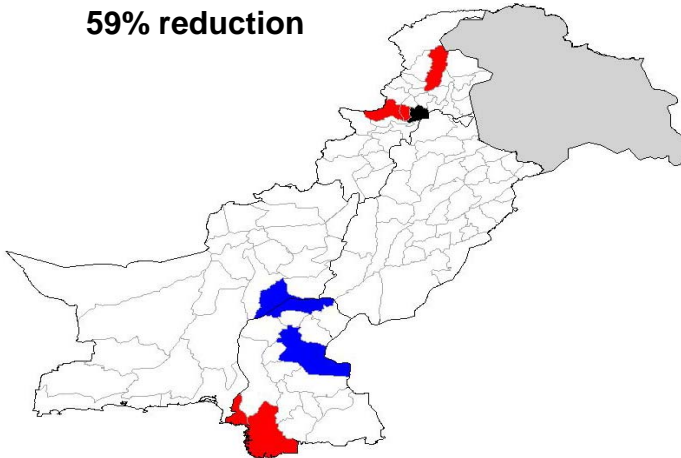


12 districts infected with WPV1

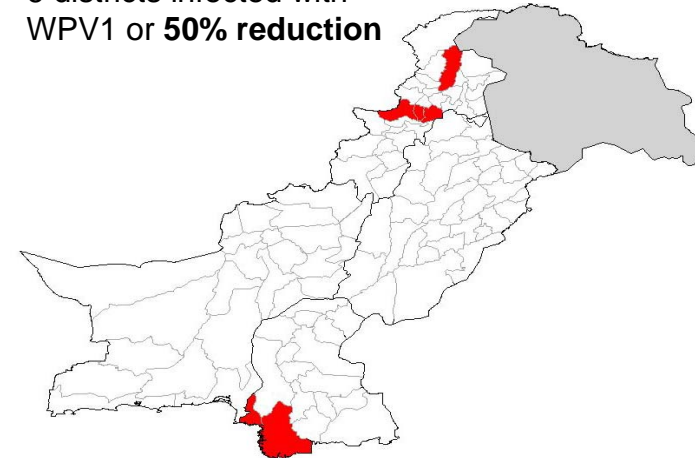


2007*

9 districts infected or
59% reduction



6 districts infected with
WPV1 or **50% reduction**



■ district infected with wild polio virus type 1

■ district infected with wild polio virus type 3

■ district infected with wild polio virus type 1 and type 3

*Jan-Aug 07 - data in WHO/HQ as of 18 Sept 2007

The boundaries and names shown and the designations used on this map do not imply the expression of any opinion whatsoever on the part of the World Health Organization concerning the legal status of any country, territory, city or area or of its authorities, or concerning the delimitation of its frontiers or boundaries. Dotted lines on maps represent approximate border lines for which there may not yet be full agreement. © WHO 2007. All rights reserved